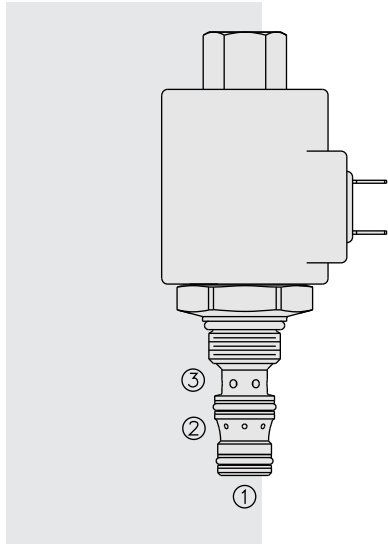


SOLENOID VALVES

SV38-38 Double Blocking, 2 Position, 3-Way, N.C.



DESCRIPTION

A solenoid-operated, two-position, three-way, bi-directional blocking, screw-in hydraulic cartridge valve. It is designed for low leakage in load-holding applications.

OPERATION

When de-energized, the **SV38-38** blocks flow from ③ to ② or from ② to ③. When energized, flow is blocked from ② to ① or from ① to ②.

FEATURES

- Continuous-duty rated solenoid.
- Hardened seat for long life and low leakage.
- Optional coil voltages and terminations.
- Efficient wet-armature construction.
- Cartridges are voltage interchangeable.
- Optional waterproof E-Coils rated up to IP69K.
- Unitized, molded coil design.
- Industry-common cavity.

RATINGS

Operating Pressure: 207 bar (3000 psi)

Flow: See Performance Chart

Internal Leakage: 0.25 cc/minute (5 drops/minute) at 207 bar (3000 psi)

Temperature: -40 to 100°C with standard Buna seals;
-26 to 204°C with Fluorocarbon seals; -54 to 107°C with Polyurethane seals

Coil Duty Rating: Continuous from 85% to 115% of nominal voltage

Initial Coil Current Draw at 20°C: Standard Coil: 1.67 amps at 12 VDC;
0.18 amps at 115 VAC (full wave rectified).
E-Coil: 1.7 amps at 12 VDC; 0.85 amps at 24 VDC

Minimum Pull-in Voltage: 85% of nominal at 207 bar (3000 psi)

Filtration: See page 9.010.1

Fluids: Mineral-based or synthetics with lubricating properties at viscosities of 7.4 to 420 cSt (50 to 2000 sus); See Temperature and Oil Viscosity, page 9.060.1

Installation: No Restrictions; See page 9.020.1

Cavity: VC08-3; See page 9.108.1

Cavity Tool: CT08-3XX; See page 8.600.1

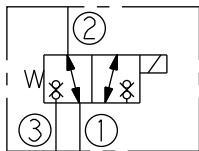
Seal Kit: SK08-3X-MM; See page 8.650.1

Coil Nut: Part No. 7004420;

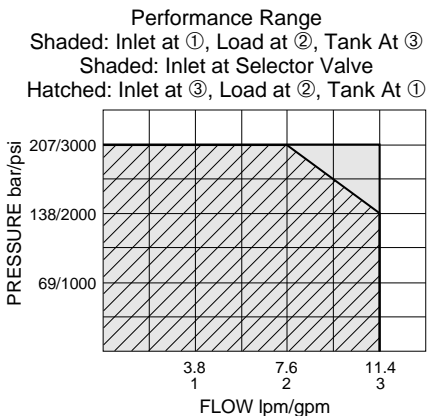
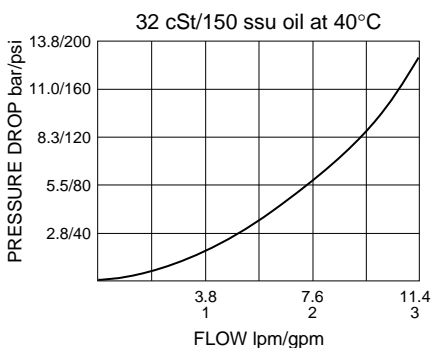
For E-coils manufactured prior to 1-1-04, see page 3.400.1 for coil nut info.

SYMBOLS

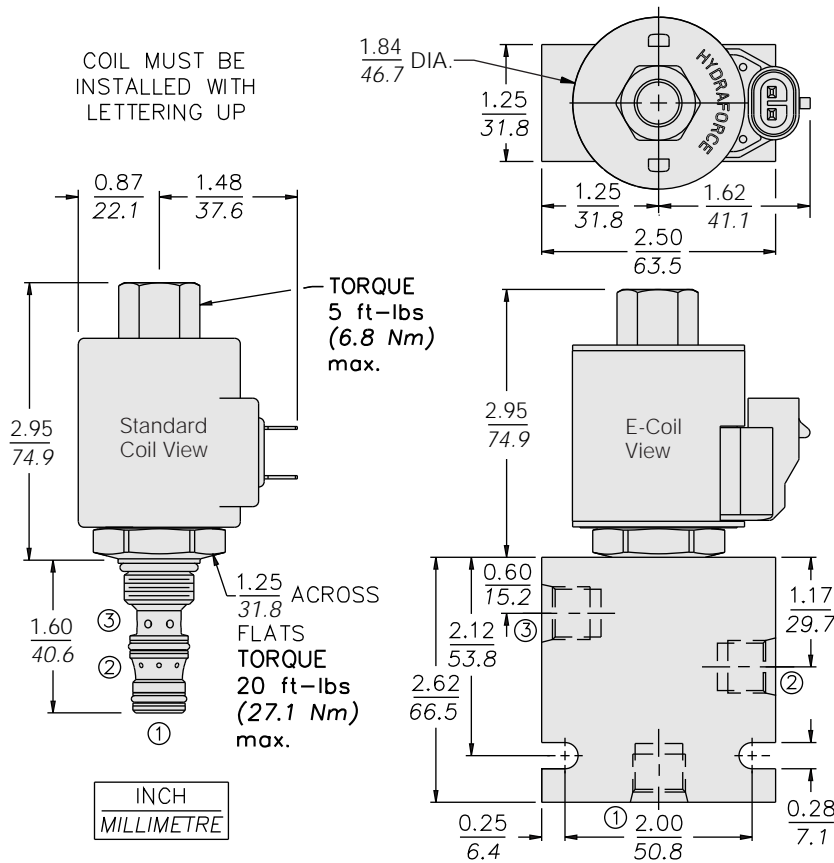
USAS/ISO:



PERFORMANCE (Cartridge Only)



DIMENSIONS



MATERIALS

Cartridge: Weight: 0.13 kg. (0.28 lbs.); Steel with hardened work surfaces. Zinc-plated exposed surfaces. Buna N O-rings and polyester elastomer back-up standard.

Standard Ported Body: Weight: 0.27 kg. (0.60 lbs.); Anodized high-strength 6061 T6 aluminum alloy, rated to 207 bar (3000 psi). Ductile iron bodies available; dimensions may differ. See page 8.008.1.

Standard Coil: Weight: 0.27 kg. (0.60 lbs.); Unitized thermoplastic encapsulated, Class H high temperature magnetwire. See page 3.200.1.

E-Coil: Weight: 0.41 kg. (0.9 lbs.); Fully encapsulated with rugged external metal shell. Rated up to IP69K with integral connectors. **Note: See page 3.400.1 for all E-Coil retrofit applications.**

TO ORDER

SV38-38		
Option	Voltage Std. Coil	Termination (VDC) Std. Coil
None (Blank)	0 Less Coil**	DS Dual Spades
	10 10 VDC [†]	DG DIN 43650
	12 12 VDC	DL Leadwires (2)
	24 24 VDC	DL/W Leads w/Weatherpak® Connectors
	36 36 VDC	DR Deutsch DT04-2P
	48 48 VDC	
	24 24 VAC	Termination (VAC) Std. Coil
	115 115 VAC	AG DIN 43650
	230 230 VAC	AP 1/2 in. Conduit
	**Includes Std. Coil Nut	Termination (VDC) E-Coil
	[†] DS, DW or DL terminations only.	ER Deutsch DT04-2P (IP69K Rated)
Porting	E-Coil	EY Metri-Pack® 150 (IP69K Rated)
Cartridge Only 0	10 10 VDC	
SAE 6 6T	12 12 VDC	
1/4 in. BSP* 2B	20 20 VDC	
*BSP Body; U.K. Mfr. Only	24 24 VDC	
Seals		
Buna N (Std.) N		
Fluorocarbon V		
Polyurethane P		

Coils with internal diode are available. Consult factory.